

Digital Portfolio User Guide

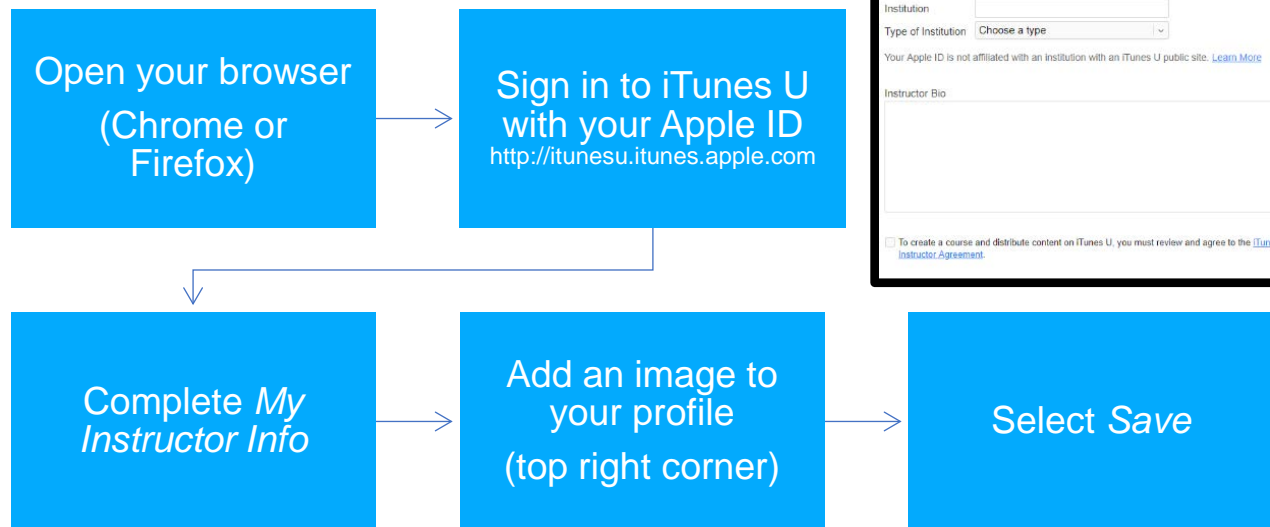
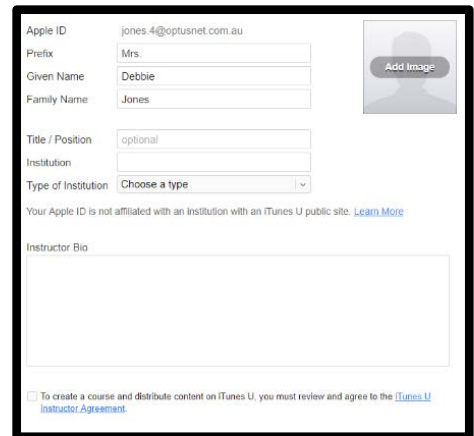
Becoming an Instructor

To set up your Instructor profile, you require an Apple ID and access to iTunes U.

This support page provides information for creating an *Instructor* profile.

Once you have completed this, your next step is to access a copy of the QCT digital portfolio template.

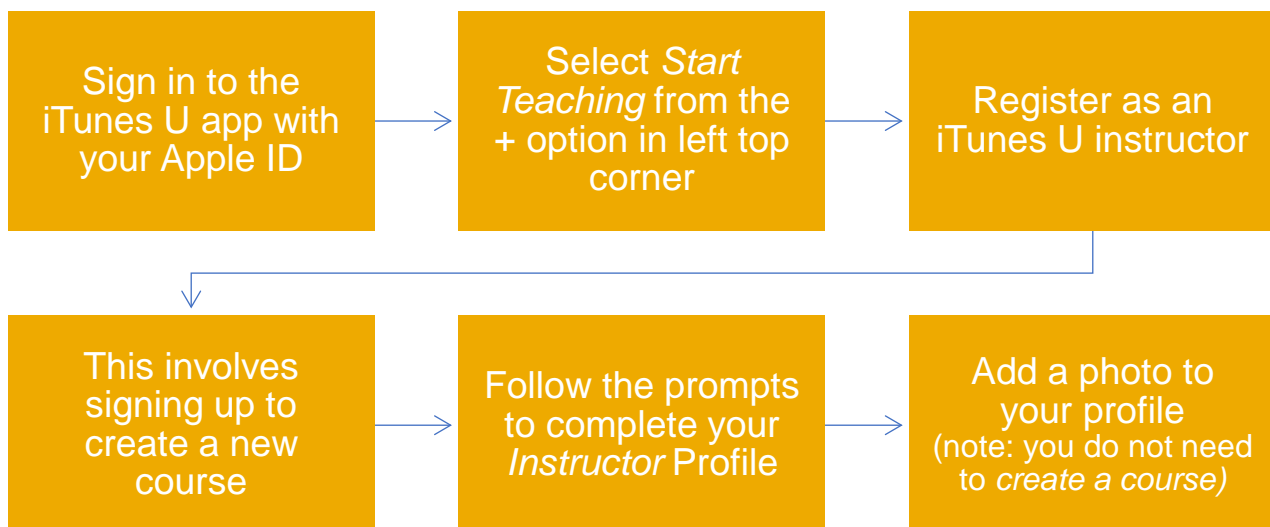
Windows & MAC

The screenshot shows the iTunes U Instructor profile setup form. It includes the following fields and options:

- Apple ID: jones-4@optusnet.com.au
- Prefix: Mrs
- Given Name: Debbie
- Family Name: Jones
- Title / Position: optional
- Institution: (empty field)
- Type of Institution: Choose a type (dropdown menu)
- Your Apple ID is not affiliated with an institution with an iTunes U public site. [Learn More](#)
- Instructor Bio: (empty text area)
- At the bottom, there is a checkbox: To create a course and distribute content on iTunes U, you must review and agree to the [iTunes U Instructor Agreement](#).

iPads



This profile information will populate the Instructor page of your courses.

iTunes U uses the language of “courses”.